

2 The Honey Game



Name

Lesson 1

- Game: *Help Greenman!*
- The playground song: Sing and do the actions.
- WORKSHEET 1:** Look, say and colour.




The playground

Come to the playground,
Play with me!
Up and down,
Find with me!


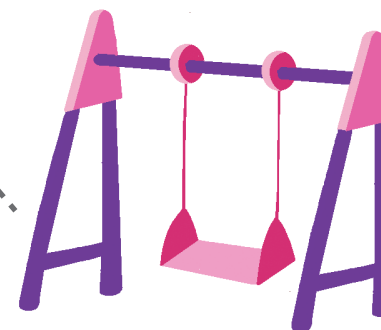
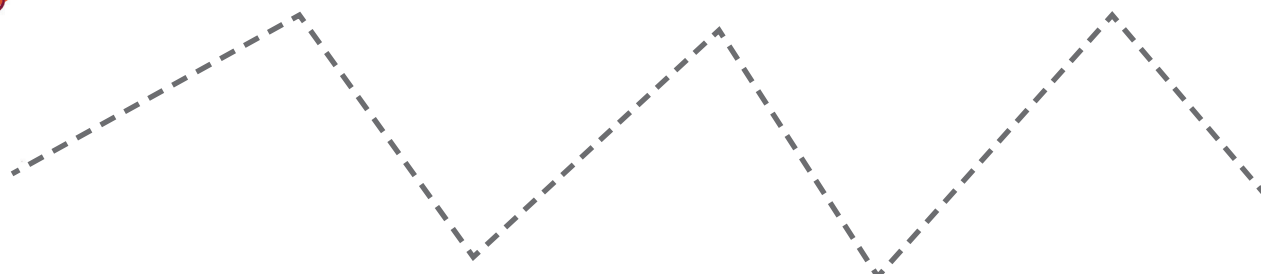
Where's the slide,
Slide, slide?
Find the slide,
Slide, slide!

Repeat with: sandpit, seesaw,
swing, bucket, spade

Optional: Finish the picture.



sandpit, slide, seesaw, swing, bucket, spade



Name

Lesson 2

Game: Find the honey for Greenman!

Game: Hide and seek.


Play the story.



WORKSHEET 2: Look, trace and say.

Optional: Photocopiable 5: Look and match.

Optional: Colour.



Let's play on the (slide). / Where's the (swing)?



Name

Lesson 3

Game: *Copy cat.*

Game: *Up and down.*

Play the story.



Pop-out activity.

WORKSHEET 3: Say and colour *up* or *down*.

Optional: Photocopiable 6: Trace the honey trail.

Optional: Trace and colour.



up / down



Name

Lesson 4

🍃 Game: *Greenman* says.

🍃 *Up and down* action song: Sing and do the actions.

🍃 **WORKSHEET 4**: Look and circle the actions in the song.



Up and down

*Put your hands up, put your hands down.
Give a little wiggle and turn around!*

*Go up the slide, go down the slide.
Give a little wiggle and turn around!*

Repeat with:

go up / go down on the seesaw

go up / go down on the swing

run up / run down the sandpit


fill up / put down the bucket

pick up / put down the spade


🍃 Optional: Draw your favourite playground activity.



■ up, down, slide, seesaw, swing, sandpit, bucket, spade



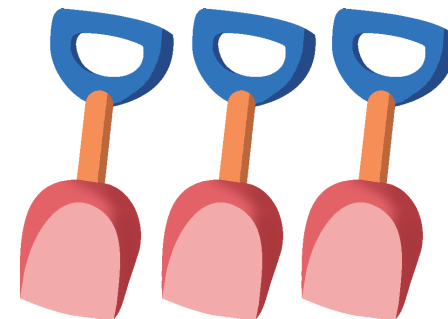
1



2



3



4

Name

Lesson 5

- Game: Say the number.
- Count and clap number song 1 - 4. Sing and count.
- WORKSHEET 5:** Count and draw what's missing.
- Optional: Photocopiable 7: Help Greenman find the honey!



Count and clap

1, 2, 3, 4!
1, 2, 3, 4!
Count and clap, really slow.
Boys and girls, here we go!

One! Clap!
Two! Clap! Clap!
Three! Clap! Clap! Clap!
Four! Clap! Clap! Clap! Clap!

1, 2, 3, 4!

numbers 1 - 4

Optional: Colour in the circles.

Consolidation



WORKSHEET 6



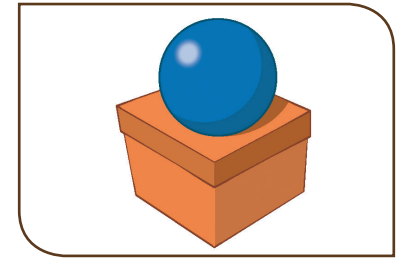

Name _____



EXTRA

Phonics Lesson

1 Listen and say the **i** and **o** letter sounds.



2 Sing the song.




*in - on; in - on.
This is my song!*

*in - on; in - on.
This is my song!*


*I'm in the forest,
I'm in the tree,
I'm on the rose,
I'm in Sam's hand,
And I'm on Nico's nose!*



3 Listen, point and say.



in



on



on



in



on

Optional: Photocopiable 8: Trace and cut out the insect and the orange.