

Welcome to Greenman and the Magic Forest

Dear parents,

Welcome to the exciting world of *Greenman and the Magic Forest* Starter Level. This pre-primary English course has been specially designed to help your child learn in a natural way, exploiting the enthusiasm and curiosity they have as a young learner. The course aims to encourage pupils to experience the magic of nature while also learning to have respect for others and the world around them.

Greenman and the Magic Forest introduces children to English through an enchanting world based around the adventures of two children, Nico and Sam and their encounters with Greenman, the magical protector of the forest. Pupils will accompany Nico and Sam as they learn about looking after the environment, enjoying the outdoors and having a healthy and active lifestyle.

The new language for each unit is presented in a natural way through Big Book stories, which your child's teacher will read aloud to the class. These stories tell the adventures of Sam and Nico, and their friends Greenman, Stella, Rabbit and Hedgehog. The children will look forward to hearing about Sam and Nico's new adventures, and learning English at the same time. As well as listening to the Big Book, your child will also enjoy watching animated versions of the stories.

Greenman and the Magic Forest also uses many songs to present and practise new language. Your child will enjoy singing the songs and will also be able to sing and dance along with the action song videos, both in the classroom and at home. Here are the lyrics for the Welcome song for Starter Level, *Greenman and the Magic Forest*.



*Welcome to the magic forest.
Adventure has begun!
Greenman and the magic forest.
English is such fun!
Let's go to the magic forest.
Adventure has begun!
Greenman and the magic forest.
English is such fun!
Greenman and the magic forest.
Adventure has begun!*

Throughout the year you will have many opportunities to support your child as they learn English. You will be able to enjoy sharing the projects and class activities that your child will bring home. What's more, with our fantastic Greenman App, you can also play interactive games and activities, dance along with the action song videos and even watch the animated stories together.

We hope you have fun this year with Greenman and his magic forest friends!

With best wishes,

The class teacher

Welcome Unit. The Magic Forest

Dear parents,

Your child is just about to be introduced to the magical world of Greenman and the Magic Forest. Sam's family is moving to the house next to Nico, and her dog discovers a secret gate in the garden that leads to the Magic Forest...! In this story your child will learn about introductions (*Hello, I'm (Sam). What's your name?*) and the names of the main characters in the stories (*Greenman, Sam, Nico, Rabbit, Hedgehog, Frog, Stella*).

Why not play the Magic Forest song at home (*CD 1 - Track 10*) on our Greenman App and sing along with your child? You can also play interactive games on our Greenman App and start enjoying the magic of Greenman and his forest friends!

With best wishes,

The class teacher



Unit 1. Let's Draw!

Dear parents,

Your child is just about to start Unit 1, **Let's Draw!** In this unit we will be learning vocabulary for the classroom (*teacher, table, hair, book, crayon, pencil*) as well as the colour 'red' and the shape 'circle'. We will be practising simple phrases like: *What's this? It's a (pencil). It's red.*

Greenman is sad because the forest is covered with tree leaves. Then Sam has a wonderful idea... They can play a game and use the leaves to make a beautiful picture! In this story, the children will learn about being happy and sad and the value of creativity, while they review the unit vocabulary and structures. Your child will also learn to sing and do the actions for the unit song. Here are the words for the action song in Unit 1, *Hello, everybody!*



Hello everybody, what's your name?

I'm Sam. This is my chair.

I sit on my chair. I sit on my chair.

I sit on my chair like this.

Repeat with:

Nico / play on my table

Sam / draw with my pencil

Nico / colour with my crayon

Sam / read my book

Teacher / point at the circle

Why not play the action song video at home on our Greenman App, and do the actions and sing along with your child? You can also play interactive games, or watch the story animation together.

We hope you have fun with Greenman and his magic forest friends!

The class teacher



Unit 2. Let's Play!



Dear parents,

Your child is just about to start Unit 2, **Let's Play!** In this unit we will be learning vocabulary for toys (*ball, teddy, doll, train, bike, car*) as well as the concepts 'fast' and 'slow', the colour 'blue' and the number '1'. We will also be practising simple phrases like: *There's one (blue) (train). Here you are. / Thank you.*

In the Big Book story, the children share their toys with Greenman and their forest friends, and Rabbit falls in love with his new blue teddy bear! In this story, the children learn about being excited and the value of fun, while they review the unit vocabulary and structures.

Your child will also learn to sing and do the actions for the unit song. Here are the words for the action song in Unit 2, *Look at my toys*.



*Look at my toys. Look at me.
There's one ball. Play with me!*

*Bounce the ball slow, slow, slow.
Bounce the ball fast, fast, fast.
Stop!*

Repeat with:


*train - move the train
bike - ride the bike
car - move the car*

Why not play the action song video at home on our Greenman App, and do the actions and sing along with your child? You can also play interactive games, or watch the story animation together.

We hope you have fun with Greenman and his magic forest friends!

With best wishes,

The class teacher



Unit 3. The Big Monster



Dear parents,

Your child is just about to start Unit 3, **The Big Monster**. In this unit we will be learning vocabulary for facial features (*face, eye, ear, mouth, nose, hair*) as well as the concepts 'big' and 'small'. We will also be practising simple phrases like: *I can see (one) (big) (face). I can see (two) (big) (ears). It's got (one) (big) (mouth).*

In the Big Book story, it's a windy day in the forest and Frog is very scared about a big face on the water! Luckily, Greenman is there to show him that it's only his reflection and remind him that *It's windy!* In this story, the children learn about being afraid and the value of imagination, while they review the unit vocabulary and structures.

Your child will also learn to sing and do the actions for the unit song. Here are the words for the action song in Unit 3, *In and out*.



*Hello, everybody!
This is my face.*

*I've got one big mouth.
One big mouth!*

*I've got two big ears.
Two big ears!*

*I've got one big nose.
One big nose!*

*I've got two big eyes.
Two big eyes!*

On my face!


Repeat with: *small*

Why not play the action song video at home on our Greenman App, and do the actions and sing along with your child? You can also play interactive games, or watch the story animation together.

We hope you have fun with Greenman and his magic forest friends!

With best wishes,

The class teacher





Unit 4. My Family

Dear parents,

Your child is just about to start Unit 4, **My Family**. In this unit we will be learning vocabulary for members of the family (*mummy, daddy, brother, sister, baby, friend*) as well as the concepts 'same' and 'different'. We will also be practising simple phrases like: *Who is it? It's (Sam's) (brother). They look (the same). They've got (big) (eyes).*

In the Big Book story, Greenman is very curious about Sam's family and the fact that they all look alike. He shows Nico his own family, where they all look different! In this story, the children learn about curiosity and the value of family while they review the unit vocabulary and structures.

Your child will also learn to sing and do the actions for the unit song. Here are the words for the action song in Unit 4, *Who is it?*



*Who is it? Who is it?
It's my mummy.
She's got red hair.
I've got red hair.
We look the same!*

*Who is it? Who is it?
It's my daddy.
He's got a small nose.
I've got a small nose.
We look the same!*

*Who is it? Who is it?
It's my baby brother.
He's got big eyes.
I've got big eyes.
We look the same!*

*Who is it? Who is it?
It's my sister.
She's got a small mouth.
I've got a small mouth.
We look the same!*


*Who is it? Who is it?
It's my friend.
He's got big ears.
I've got small ears.
We look different!*

Why not play the action song video at home on our Greenman App, and do the actions and sing along with your child? You can also play interactive games, or watch the story animation together.

We hope you have fun with Greenman and his magic forest friends!

With best wishes,

The class teacher





Unit 5. Where's My Bird?

Dear parents,

Your child is just about to start Unit 5, **Where's My Bird?** In this unit we will be learning vocabulary for pet animals (*turtle, fish, bird, hamster, cat, dog*) as well as the concepts 'on' and 'under'. We will also be practising simple phrases like: *Can you see your (bird)? It's (on) the (table). The (cat) is (under) the (chair).*

In the Big Book story, Nico is worried because he's lost his pet bird and his pet turtle. With Greenman and Sam's help they eventually find them in the forest, to everyone's relief! In this story, the children learn that about the emotions of worry and relief, and the value of helping each other, while they review the unit vocabulary and structures.

Your child will also learn to sing and do the actions for the unit song. Here are the words for the action song in Unit 5, *On, under*.



*On, under! On, under!
Can you see?*

*My dog is on the table.
Hee, hee, hee!*

*On, under! On, under!
Can you see?*

*My cat is under the chair.
My dog is on the table.
Hee, hee, hee!*

Add on:
*hamster: on the ball
fish: under the table
bird: on my nose
turtle: under the book*

Why not play the action song video at home on our Greenman App, and do the actions and sing along with your child? You can also play interactive games, or watch the story animation together. We hope you have fun with Greenman and his magic forest friends!

With best wishes,

The class teacher



Unit 6. Let's Tidy Up!



Dear parents,

Your child is just about to start Unit 6, **Let's Tidy Up!** In this unit we will be learning vocabulary for food (*sandwich, cake, pasta, apple, banana, milk*) as well as the concepts 'tidy' and 'messy'. We will also be practising simple phrases like: *I like (milk). I don't like (pasta). Let's (eat).*

In the Big Book story, Sam, Nico, Greenman and the forest animals are in the forest having a summer picnic. Sam and Nico are making a bit of a mess and Greenman reminds them **Let's tidy up!** But the children are too excited with the food preparations to listen to him. Nico slips on a banana skin and falls on top of the food, mixing up the fruit and the cake. The children understand that they should have tidied up and apologise to Greenman. The forest friends help them make the forest clean again and they all enjoy having the apple and banana cake mix! In this story, the children learn about recognising when you have done something wrong, and the value of being tidy, while they review the unit vocabulary and structures.

Your child will also learn to sing and do the actions for the unit song. Here are the words for the action song in Unit 6, *I like summer*.



*I like summer. Hooray, hooray!
I like summer. Hooray, hooray!
Let's have a picnic.
It's a lovely day!*

*Let's make a sandwich!
Let's make a sandwich!
Let's make a sandwich.
It's a lovely day!*

Repeat with:

*eat apples and bananas
drink milk
eat spaghetti
make a cake*

Why not play the action song video at home on our Greenman App, and do the actions and sing along with your child? You can also play interactive games, or watch the story animation together.

We hope you have fun with Greenman and his magic forest friends!

With best wishes,

The class teacher



Festivals



Dear parents,

Throughout the course your child will learn about four different and important festivals, Halloween, Christmas, Easter Carnival and Green Day (a special day to think about looking after the environment). Your child will be learning the vocabulary related to these festivals and their traditions. We will also learn a song related to each topic and work on three phonics activities including a phonics song. Here are the words for the main Festival songs.



Halloween

Ooh ooh ooh ooh
There is one pumpkin.
Ooh ooh ooh ooh
Halloween!

Ooh ooh ooh ooh
There is one cat.
Ooh ooh ooh ooh
Halloween!

Ooh ooh ooh ooh
There is one monster.
Ooh ooh ooh ooh
Halloween!

Ooh ooh ooh ooh
Halloween!



Easter Bunny

Easter Bunny, Easter Bunny!
Hop, hop, hop!
Easter Bunny, Easter Bunny!
Stop, stop, stop!

Easter eggs red!
Easter eggs blue!
Chocolate eggs for me and you!



Merry Christmas

Merry Christmas, everybody!

Merry Christmas, Merry Christmas, you and me.
Merry Christmas, Merry Christmas, Christmas tree.

Father Christmas has got toys.
For the girls and for the boys.

Merry Christmas, Merry Christmas, you and me!

Merry Christmas, everybody!



It's Green Day

It's Green Day.
Everybody, let's keep the forest green!
It's Green Day.
Everybody, let's keep the forest green!

The forest is so beautiful!
Flowers, trees and animals!

It's Green Day.
Everybody, let's keep the forest green!

Why not sing and practise the Festival songs with your child? You and your child can sing and dance to the songs together with our Greenman App.

We hope you have fun with Greenman and his magic forest friends!

With best wishes,

The class teacher



Autumn Fun!



Dear parents,

Your child will review Units 1 and 2 with the **Autumn Fun!** review. They will learn about this season with different activities and songs and they will also do an autumn project.

Here are the words for the autumn song, *It's autumn*.



It's autumn in the magic forest.

It's autumn in the magic forest.

The sky is blue, the leaves are red.

I'm happy, I'm happy it's autumn time.

I'm happy, I'm happy it's autumn time.

We hope you have fun with Greenman and his magic forest friends!

With best wishes,

The class teacher

Winter Fun!



Dear parents,

Your child will review Units 3 and 4 with the **Winter Fun!** review. They will learn about this season with different activities and songs and they will also do a winter project.

Here are the words for the winter song, *It's wintertime*.



(It's cold!)

It's wintertime. Let's go!

It's wintertime. Let's go,

It's wintertime. Let's go!

It's very cold in the forest today.

(It's windy!)

It's wintertime. Let's play!

It's wintertime. Let's play!

It's wintertime. Let's play!

It's very windy in the forest day

(It's snowy!)

It's wintertime. Let's go!

It's wintertime. Let's go,

It's wintertime. Let's go!

It's very snowy in the forest today.

We hope you have fun with Greenman and his magic forest friends!

With best wishes,

The class teacher

Spring Fun!



Dear parents,

Your child will review Units 5 and 6 with the **Spring Fun!** review. They will learn about this season with different activities and songs and they will also do a spring project.

Here are the words for the spring song, *Sing for spring*.



*Can you see the butterfly?
Can you see the sunny sky?
Can you hear the forest sing... for spring?*

*Let's sing!
For spring!*

*Sing for spring
Sing for spring!*

We hope you have fun with Greenman and his magic forest friends!

With best wishes,

The class teacher

Summer Fun!



Dear parents,

Your child will review the Starter Level course with the **Summer Fun!** review. They will learn about this season with different activities and songs and they will also do a summer project.

Here are the words for the summer song, *Family fun*.



*1, 2, 3, 4.
1, 2, 3, 4, family fun!
Playing in the summer sun!*

*1, 2, 3, 4, family fun!
I love summertime!*

We hope you have fun with Greenman and his magic forest friends!

With best wishes,

The class teacher